

**ELF<sup>TM</sup> 3200 Series**  
Digital Energy, Power & V,A,F Meters

MetersUSA. [www.MetersUSA.com](http://www.MetersUSA.com)



**So much in so little!**

**Tiny!**

- 96 x 48 mm. Depth 40 mm
- Exciting new applications
- Low CT, PT, Aux Supply burden

**Smart!**

- True RMS
- Auto scaling: Kilo - Mega - Giga
- 3 Phase Wiring Check
- Large Multi-function display
- Auto-scrolling
- INTG (Energy Parameters)
- OLD Energy Parameter (Wh, VAh, VARh, -VARh) previous energy values

- Easy access to setup using right key during power on
- Unbalance in phases (%Unbal), RPM, Load %

**Global!**

- Universal operation
- Dustproof
- Retrofit 90 mm<sup>2</sup> cutouts
- Protection from accidental contact with live terminals
- User programmable, Multiple Parameters
- User programmable Star or Delta. For the first time, you don't even need to specify CT secondary (1A / 5A)
- User Programable CT, PT ratios - Primary and Secondary
- Wide range of Auxiliary Supply

**Rugged Construction**

- Emission : CISPR 22
- Fast Transient : Upto 2kV  
IEC 61000-4-4, level 3
- Impulse voltage : 6kV, IEC 60060, 1.2/50

**Models**

Product Version V02.05

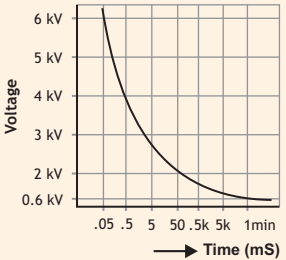
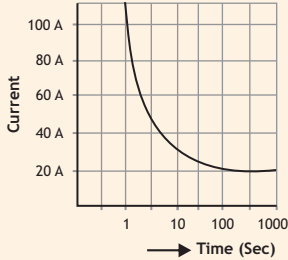
| Parameter                | ELF 3259 | ELF 3234                    |    |     |    | ELF 3234-3                  |    |     |
|--------------------------|----------|-----------------------------|----|-----|----|-----------------------------|----|-----|
|                          |          | User PAR Setup <sup>1</sup> |    |     |    | User PAR Setup <sup>1</sup> |    |     |
|                          |          | W                           | VA | VAR | PF | W                           | VA | VAR |
| RMS<br>AVG<br>L1 L2 L3   | V        | •                           |    |     |    |                             |    |     |
|                          | A        | •                           |    |     |    |                             |    |     |
|                          | % Load   | •                           |    |     |    |                             |    |     |
|                          | % Unbal  | •                           |    |     |    |                             |    |     |
|                          | F        | •                           |    |     |    |                             |    |     |
|                          | RPM      | •                           |    |     |    |                             |    |     |
| RMS<br>TOTAL<br>L1 L2 L3 | W        |                             | •  |     |    | •                           |    |     |
|                          | VA       |                             |    | •   |    |                             | •  |     |
|                          | VAR      |                             |    |     | •  |                             |    | •   |
|                          | PF       |                             |    |     |    | •                           | •  | •   |
| INTEG<br>3PH energy      | Wh       |                             | •  |     |    | •                           |    |     |
|                          | VAh      |                             |    | •   |    |                             | •  |     |
|                          | VARh     |                             |    |     | •  |                             |    | •   |
|                          | -VARh    |                             |    |     | •  |                             |    | •   |
| OLD<br>3PH energy        | Wh       |                             | •  |     |    | •                           |    |     |
|                          | VAh      |                             |    | •   |    |                             | •  |     |
|                          | VARh     |                             |    |     | •  |                             |    | •   |
|                          | -VARh    |                             |    |     | •  |                             |    | •   |

**Note1:** Set up parameter (PAR) is user programmable as shown.

- 10 year back-up of integrated (Energy) data
- VA measurement selectable: 3D or Arithmetic

For comprehensive parameters and simultaneous viewing, we recommend the **EM 6400 Series DigitAN<sup>TM</sup>**

## Technical Specifications

| V input overload withstanding   |  | A input overload withstanding   |  |
|---|--|---|--|
|    |  |  |  |
| <ul style="list-style-type: none"> <li>■ Sensing : True RMS, 1 sec update time<br/>4 Quadrant Power &amp; 2 Quadrant Energy</li> <li>■ Input : 4 Voltage inputs (<math>V_1, V_2, V_3, V_N</math>)<br/>110 or 415 V L-L nominal<br/>(Range 80 to 500 V L-L)</li> <li>■ Auxiliary Supply : 80-270V ac, 45 to 65 Hz<br/>(Control Power)</li> <li>■ Input current : Current inputs (<math>A_1, A_2, A_3</math>)<br/>Field configurable 1A or 5A<br/>(Range 50mA to 6A)<br/>Overload 10 A max. continuous<br/>50A max. for 3 Seconds</li> <li>■ Burden : 0.2 VA max. per Volts / Amps input<br/>3VA max. on Auxiliary Supply</li> <li>■ Frequency : 45 to 65 Hz</li> <li>■ Display : 4 Digit 7 Segment 14 mm LED Display</li> <li>■ Display sequence : Parameter, Value</li> <li>■ Resolution : Energy 8 digit (4 per page)<br/>Power, 3<math>\emptyset</math> VA Hz 4 digit</li> <li>■ Environmental : Operating Temperature<br/>- 10°C to 60°C (14°F to 140°F)<br/>Storage Temperature<br/>- 25°C to + 70°C<br/>(-13°F to 158°F)<br/>Humidity 5% to 95% Non Condensing</li> <li>■ Weight : 225 gms approx</li> <li>■ Dimensions : Bezel 96 x 48 mm<br/>Depth 40 mm behind Bezel</li> <li>■ Panel Cut-out : (90<sup>+1</sup><sub>-0</sub>) x (43<sup>+1</sup><sub>-0</sub>) mm</li> <li>■ Mounting : Flush Mount, Slide Lock</li> <li>■ Warranty : 1 Year from date of Invoice</li> </ul> |  |   |  |

## Accuracy

**Class 1.0:** W / Wh: Class 1.0 as per IEC 62052-11 & IEC 62053-21, VAR / VARh: Class 2.0

All other parameters 1.0% of reading.

**Class 0.5:** W / Wh: Class 0.5 as per IEC 62052-11 & IEC 62053-21, VAR / VARh: Class 1.0

All other parameters 0.5% of reading.

- Note:**
1. PF Accuracy same as W/Wh in %
  2. Additional error of 0.05% of full scale for current below 200 mA
  3. Full-scale 3 x 240V x 5A

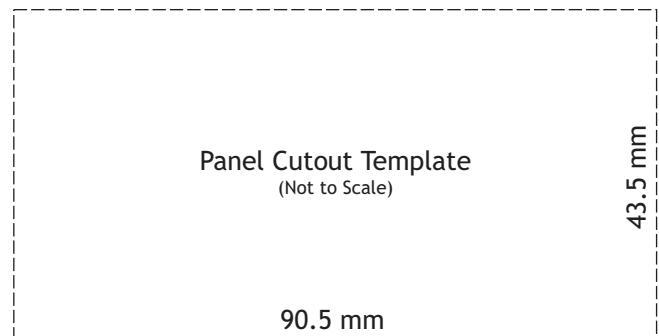
## Accessories

Optional: Fused Voltage Probes & Clamp-on Current Probes for portable use. 96 x 96 Adaptor plate

## Ordering Information

Specify

| Model No.                           | Accuracy Class   |
|-------------------------------------|--|
| <input type="checkbox"/> ELF 3259   | <input type="checkbox"/> CL 1.0<br><input type="checkbox"/> CL 0.5 |
| <input type="checkbox"/> ELF 3234   | <input type="checkbox"/> CL 1.0<br><input type="checkbox"/> CL 0.5 |
| <input type="checkbox"/> ELF 3234-3 | <input type="checkbox"/> CL 1.0<br><input type="checkbox"/> CL 0.5 |



Conzerv strives for continuous product innovation. Product specifications are therefore subject to change without notice. **CONZERV**® is a Registered Trade Mark of Conzerv Systems Pvt Ltd

Energy Audits, Power Quality Audits, Tuned Harmonic Filters, Training on Energy Efficiency, Energy Management Systems, Reactive Power Compensation, Block Reactors, Power Factor Improvement, Multi-Function Meters, Intelligent Power Factor Controllers, Power Analysers, Portable Palm Top Analysers, Genset Synchronisation Meters, AMF Relays, Electronic Energy Meters, Digital Panel Meters, Static Watt Hour Meters, Power Capacitors LT, Current Probes & Voltage Probes.

Conzerv Representative

MetersUSA. Meters@MetersUSA.com, www.MetersUSA.com  
1 847-302-7691

Customer Help Desk 1800 425 0555 (Toll Free All India from BSNL / MTNL lines) Or Call 080 2852 0604 (Standard Charges Apply)

Email [contact@conzerv.com](mailto:contact@conzerv.com)

[www.conzerv.com](http://www.conzerv.com)